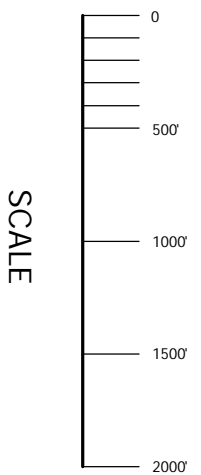
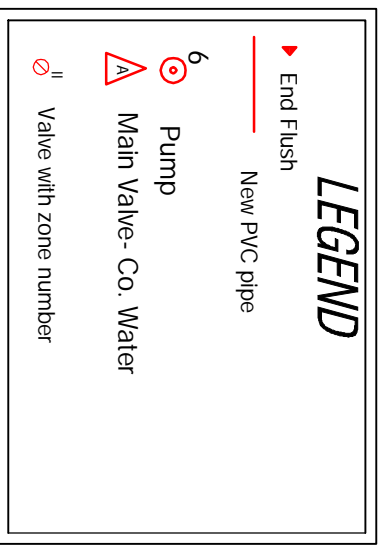


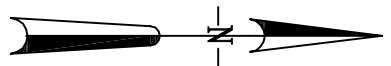
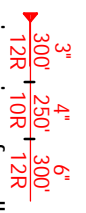
Two @ 12"
3330'



Notes

1. Net area is 692 acres. Not including pasture area.
2. Tree spacing is 12.5'x25' yielding 139 trees per acre.
3. Emitters discharge 10.5 GPH with one per tree for a total of 24.3 gpm per acre.

Typical pipe sizes for all manifolds
Start construction at 3" end



REVISIONS	
NO.	DATE
1.	3-6-08
2	4-30-08
3	5-04-08
4	12-16-09

AGRICULTURAL SERVICES INTERNATIONAL

PROJECT
Blossom Grove As Built
FOR
Florida Land Management

DATE
2=28-08
SCALE
1"=858'
DRAWN BY
W.W.
APPROVED

SHEET

7 of 1